

Opportunity cost and Marginal analysis

Efficient Resource Allocation

- Military engineers routinely work under **budgetary, material, and time constraints**. Economics equips officers with concepts such as **scarcity, opportunity cost, and cost–benefit analysis**, enabling them to:
 - Choose between alternative technologies and designs
 - Optimize use of manpower, equipment, and materials
 - Minimize waste while maximizing operational output

Project Planning and Infrastructure Development

- Military engineering involves large-scale projects—roads, bridges, airstrips, bunkers, logistics bases, and disaster-response infrastructure. Economic tools help in:
- **Project appraisal and feasibility analysis**
- Life-cycle costing of defense infrastructure
- Balancing durability, cost, and speed of execution

Logistics and Supply Chain Management

- Modern warfare depends heavily on **logistics superiority**. Economics supports:
- Inventory management and optimal stock levels
- Transportation cost minimization
- Trade-offs between local procurement and centralized supply
- Efficient logistics reduces vulnerability and enhances combat readiness.

Technology Choice and Innovation

- Military engineers must evaluate whether to adopt **advanced technology or conventional solutions**. Economic reasoning helps assess:
 - Marginal gains from new technologies
 - Cost-effectiveness of indigenization vs imports
 - Risk-return trade-offs in defense innovation

Energy and Sustainability Decisions

- Energy is a strategic input in military operations. Economics is vital in:
- Evaluating renewable energy solutions for forward bases
- Reducing fuel dependency and logistical risks
- Assessing long-term cost savings from energy-efficient systems
- This aligns with India's broader goals of **energy security and sustainability**.

Disaster Management and Dual-Use Infrastructure

- Military engineers play a critical role in **humanitarian assistance and disaster relief (HADR)**. Economics aids in:
- Prioritizing relief interventions under constraints
- Designing infrastructure with **dual civilian–military use**
- Maximizing social returns from defense assets

Leadership and Decision-Making

- Economic training sharpens **analytical thinking**, helping officers:
- Evaluate multiple scenarios under uncertainty
- Justify engineering decisions to senior command
- Integrate technical, financial, and strategic considerations

Law of Demand



When the price of any product increases then its demand will fall.

When its price decreases then its demand will increase in the market.



Supply and Demand Curve



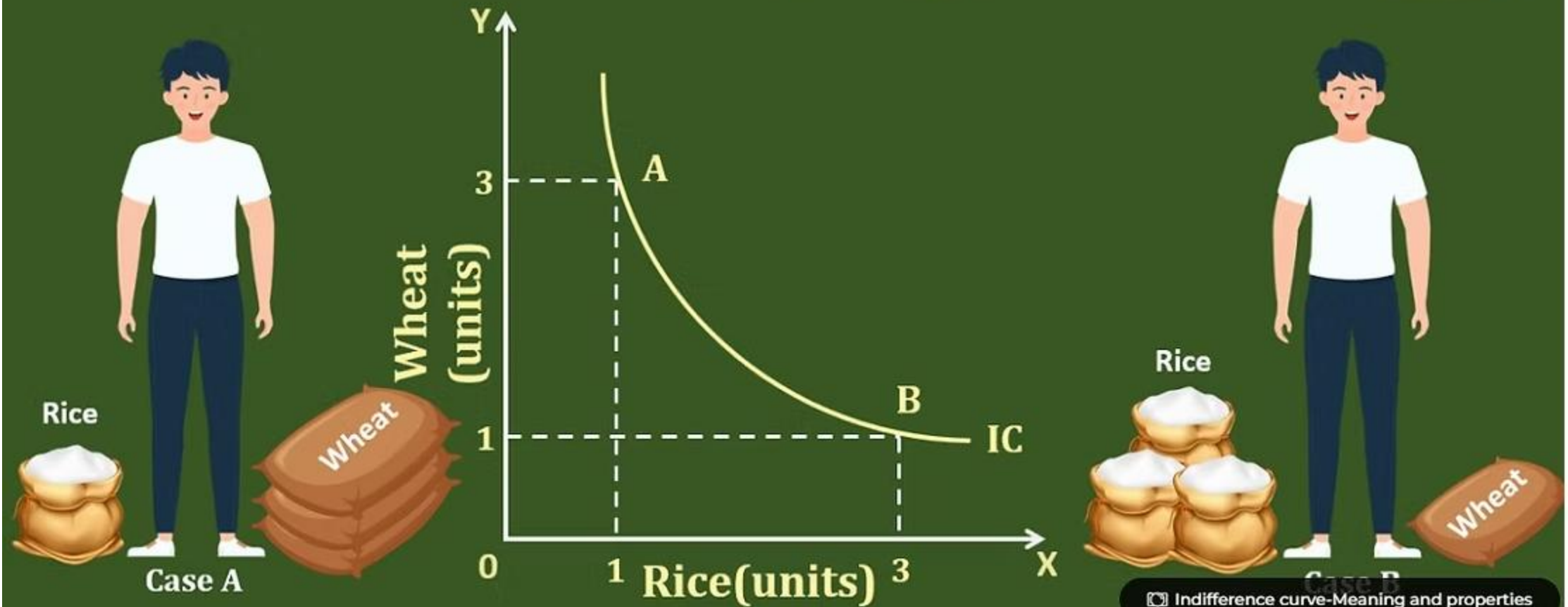
What are Indifference Curves?

- **Indifference curves** represent a graphical tool that helps us understand an individual's preferences and trade-offs.
- These curves depict the combinations of goods or services that provide the same level of satisfaction or utility to a consumer. By examining these curves, we gain insights into decision-making processes and consumer behavior.

Indifference Curve - Meaning and Properties

It is a graph showing the combinations of two goods that give the consumer the same level of satisfaction and utility, making him indifferent.

Tutor's Tips



- **Properties of Indifference Curves**
- Indifference curves possess three essential properties: **convexity, downward slope, and non-intersection.**
- Convexity implies that consumers prefer a mix of goods rather than extreme choices.
- The downward slope indicates the negative relationship between the quantities of two goods. Lastly, non-intersecting indifference curves showcase the transitivity of preferences.

- Suppose a consumer enjoys both coffee and tea.
- The indifference curve shows the combinations of coffee and tea that provide the same level of satisfaction.
- As the consumer moves from one indifference curve to another, they maintain the same level of satisfaction while trading between the two goods.

“ An indifference curve is a locus of points which are geometrical representations of a combination of commodities (x and y) such that the consumer is indifferent among any of these combinations. ”

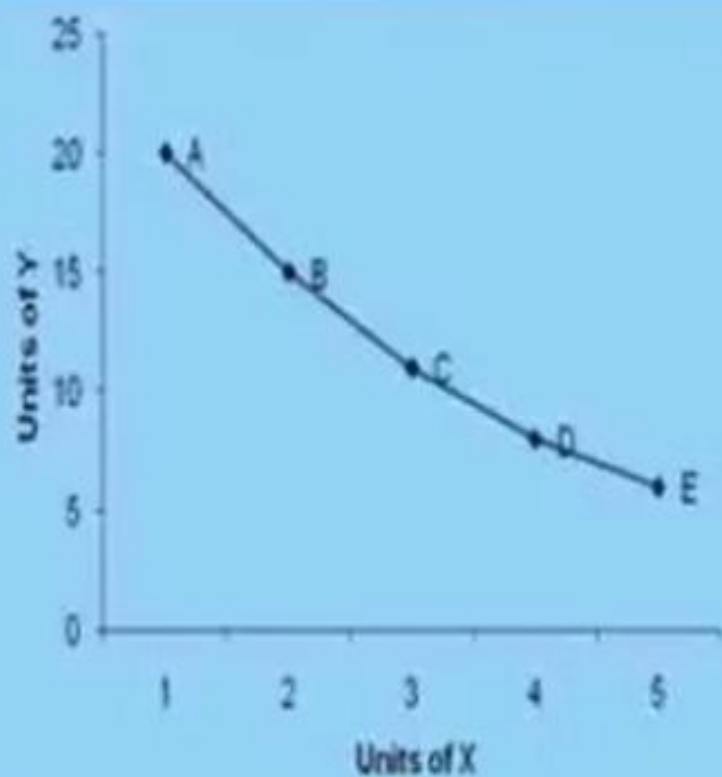
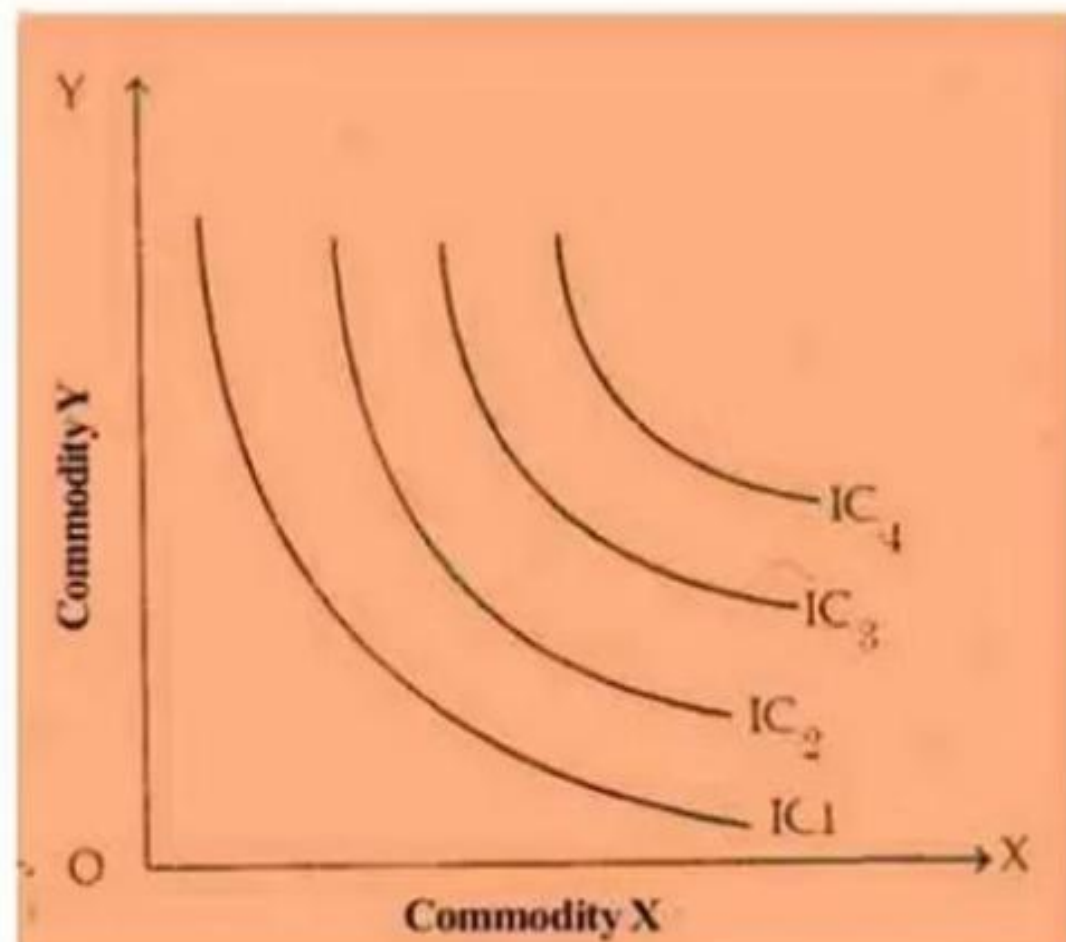


Diagram 1 : Indifference Curve



Consumer Equilibrium - Indifference Curve Analysis

Consumer's Equilibrium is defined as a situation when the consumer maximizes his satisfaction, spending his given income across different goods with the given prices.

Tutor's Tips



Consumer
Equilibrium

=

Maximum
Satisfaction

+

Full Utilization
of Budget



- The Law of Diminishing Marginal Utility explains that when a person keeps consuming more of a good or service, the extra pleasure (utility) they receive from each new unit will start to decline. In other words, as you consume more of something, the added enjoyment from each extra unit becomes less significant to your overall happiness.
- **Utility:** Utility refers to the satisfaction or pleasure derived from consuming goods and services. It's a subjective measure and varies from person to person.
- **Marginal Utility:** This is the additional satisfaction or benefit obtained from consuming one more unit of a good or service.

- ❖ As per this law, amount of satisfaction from consuming every additional unit of good/service drops as we increase total consumption
- ❖ According to this law, total utility is maximum when marginal utility(MU) is 0
- ❖ After 0 MU, total utility starts to drop & MU goes negative

ASSUMPTION

- | | |
|--|--|
| <input type="checkbox"/> Consumer to behave rationally | <input type="checkbox"/> MU of money remains constant |
| <input type="checkbox"/> Continuous consumption | <input type="checkbox"/> Income & price remain constant |
| <input type="checkbox"/> Standardized product | <input type="checkbox"/> No change in taste & preference of consumer |
| <input type="checkbox"/> Measure utility | |
| <input type="checkbox"/> Consume reasonable quantity | |

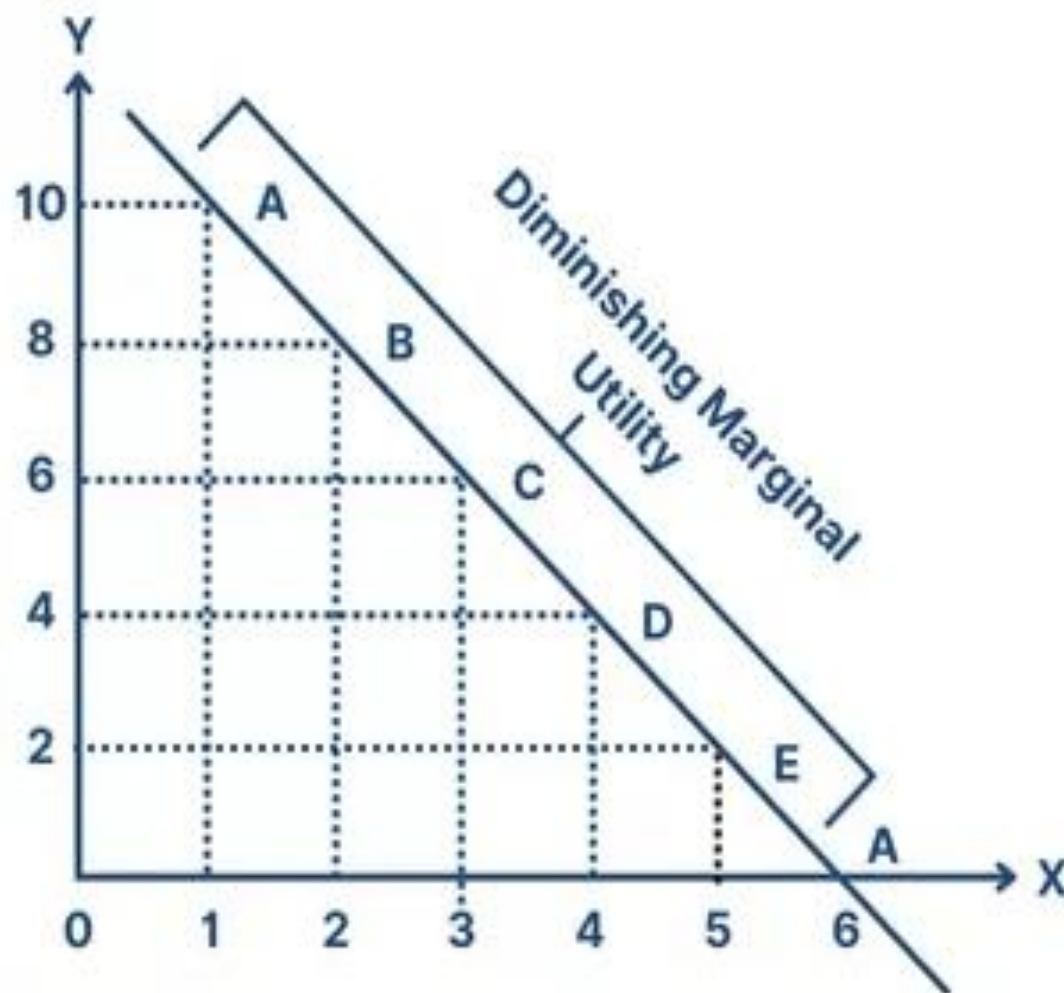
EXCEPTIONS

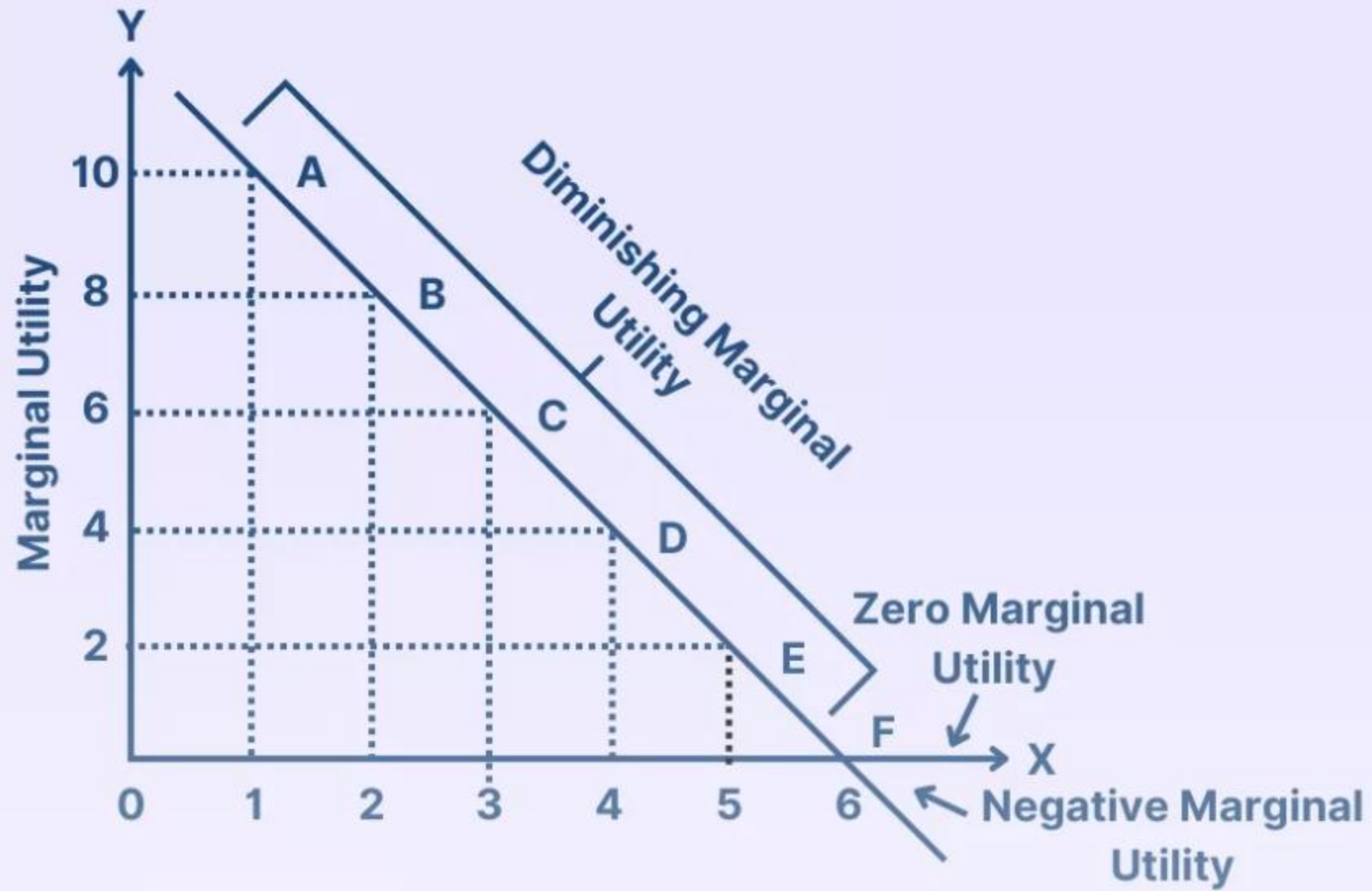
- | | |
|-------------------------|-----------------------------------|
| ▪ Addictions or hobbies | ▪ Items that are rare or valuable |
|-------------------------|-----------------------------------|

No. of Pizza Slice	Total Utility	Marginal Utility
1	10	10
2	19	9
3	27	8
4	34	7
5	40	6
6	45	5

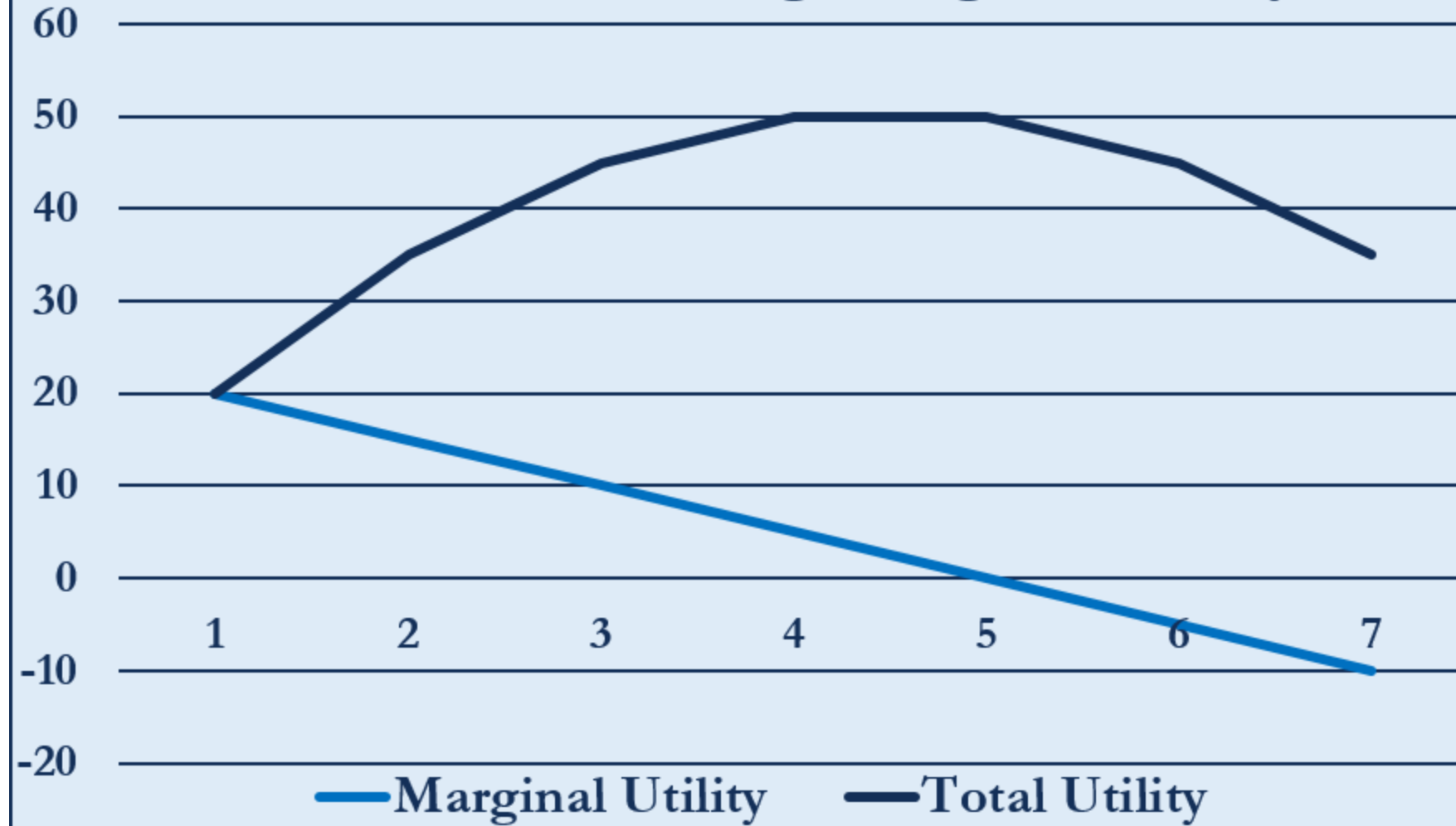
Law Of Diminishing Marginal Utility Explained

Diminishing marginal utility states that as you consume more of something, the added enjoyment from each extra unit becomes less significant to your overall happiness.





Law of Diminishing Marginal Utility



- Thank you